



VFD STATUS!

US Patent No. 6,005,760

H934



Hawkeye® 934

Split-Core Microprocessor Based VFD Compatible Current Switch with Patented Integral Command Relay

The Hawkeye 934 microprocessor based current status switch with integral command relay provides a unique solution for monitoring status and starting/stopping motors controlled by variable frequency drives.

To provide accurate status on loads controlled by Variable Frequency Drives (VFD), the H934 stores the sensed amperage values for normal operation at various frequency ranges in nonvolatile memory. This information allows it to distinguish between a reduced amp draw due to normal changes in the frequency and abnormal amperage drop due to belt loss or other mechanical failures.

APPLICATIONS

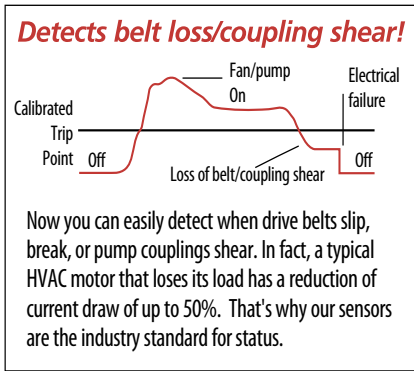
- Start/stop plus status for motors controlled by VFDs
- Replaces differential pressure switches
- Microprocessor self-calibrates to changing speed & automatically monitors positive fan or pump status

A self-calibrating microprocessor based current sensor with a command relay...for starting/stopping/monitoring VFD motors

- Factory programmed to detect belt loss...no calibration required, just clip it on the line and go
- This is the only digital sensor that can detect belt loss on variable frequency drives
- Reduces the number of components and installs in minutes

Self-calibrating current sensor/command relay saves time, money and panel space

- Unique self-gripping split-core is perfect for retrofits...just snap it on the wire and you're done
- One sensor that does the job of two provides for the lowest total installed cost
- Detects belt loss on variable frequency drives...perfect for fan & pump status
- 24VAC/DC command relay switches up to 5A@250 VAC
- Non-polarity sensitive...no time or money wasted on call backs due to wiring errors
- Mounting bracket...for installation flexibility



ORDERING INFORMATION



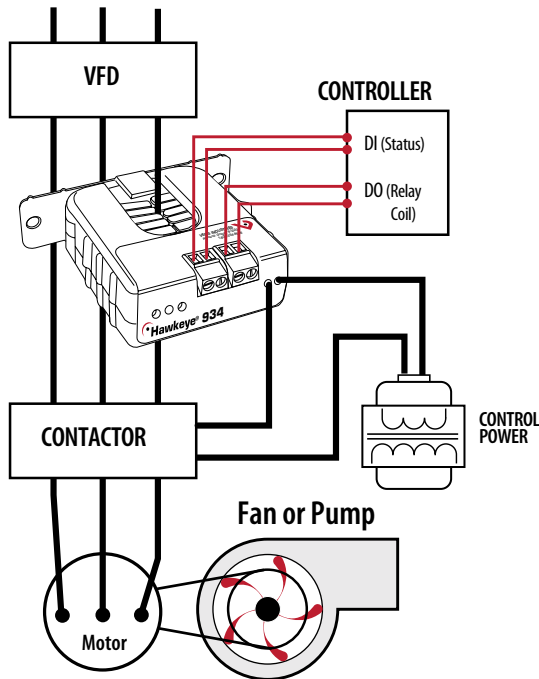
MODEL	AMPERAGE/FREQUENCY RANGE	OUTPUT TYPE/RATING (MAX.)	RELAY OUTPUT	STATUS LED	RELAY POWER LED
H934	3.5-135A, 20-75Hz (belt loss detection 35-75Hz)	N. O., Solid-State 0.1A@30VAC/DC	N.O., 5(3)A@250VAC, 30VDC, 1/8HP		

ACCESSORIES

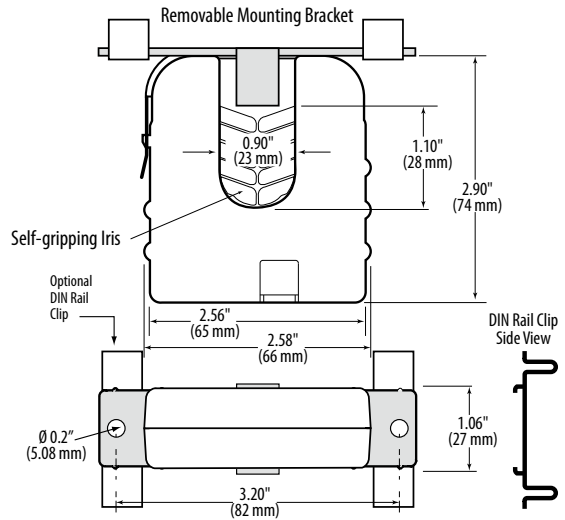
DIN Rail Clip Set, Relay Snubber (TVS)...See page 234

APPLICATIONS/WIRING EXAMPLE

Monitoring & Controlling VFD Loads



DIMENSIONAL DRAWINGS



SPECIFICATIONS

Amperage Range	3.5-135A (at all frequencies)
Sensor Power	Induced from line
Output	Digital switch (see ordering table)
Insulation Class	600VAC rms
Frequency Range	35 to 75Hz. (belt loss indication); 20 to 34Hz. (on/off status)
Temperature Range	-15° to 60°C
Humidity Range	0 - 95% non-condensing
Setpoint	Self-calibrating
Hysteresis	None
Dimensions... (LxWxH)	2.90" (74mm) x 2.58" (66mm) x 1.06" (27mm)
Sensor Opening Size... (LxW)	1.10" (28mm) x .90" (23mm)
Relay Coil	24VAC/DC @ 15mA nom.
Off Delay	0 sec. to 2 min.

NOTE: The H934 is not intended for use on staged pump or variable inlet vane applications. Do not use the LED status indicators as evidence of applied voltage.